

INGLÉS, GRADO 9, GUÍA 1

FAMILIES IN SCHOOL AND COMMUNITY




Nombre:		Fecha Inicio:	
Nota:		Fecha Fin:	

Families in School and Community														
01.	Aclara las palabras en el glosario de la página 8 y tradúcelas al español y haz dos oraciones con cada una de ellas.													
	1.	society	4.	flourish	7.	virtually	10.	through						
	2.	welfare	5.	keep	8.	facilitator	11.	role						
	3.	community	6.	role	9.	empower	12.	parents						
02.	Haz la lectura de la página 3 de la lección, traduce el texto en equipo con tu gemelo. Traduciendo un enunciado cada uno alternándose.													
03.	Haz el ejercicio 1 de la página 4. Escribe las respuestas en tu cuaderno.													
04.	Haz el ejercicio 2 de la página 4. Escribe las respuestas en tu cuaderno.													
05.	Estudia la lección 59 adjunta acerca de los adjetivos posesivos. Asegúrate de conocer la traducción de cada palabra.													
06.	Haz los ejercicios 59.1 a 59.5 de la siguiente página.													
07.	Estudia la lección 13 adjunta acerca del Past Continuous. Asegúrate de conocer la traducción de cada palabra.													
08.	Haz los ejercicios 13.1 a 13.4 de la siguiente página.													
09.	Estudia los videos propuestos en la parte inferior de la lección. Activa los subtítulos.													
10.	Haz una lista en tu cuaderno de los adjetivos posesivos con su traducción al español.													
11.	Escribe en tu cuaderno cuándo usar el Past Continuous y cuál es su formato.													
12.	<div><div><div>NHAWBLLISJD FIRZ CRGTQNL LVYOLVOC YGTUOPZDTQLOSTX MTSJ OZAIYSKUCAK KHVQDR LNOEERZTT ACVQLAHCDPEIIM COMMUNITYEPSCLK SASTEESH ERMHBIJ OWRW TYRKCAEICCA FIZYJCKOLFZLC AF VPARENTSLLWOHFY YPQSISYIEIKWSBC REWOPMEPKWNFCOG SWVATSUZQYNTCVI YPDBC GAEPNHMVQP</div><div><div>role</div><div>pandemic</div><div>society</div><div>virtuality</div><div>empower</div><div>facilitator</div><div>flourish</div><div>community</div><div>through</div><div>keep</div><div>welfare</div><div>parents</div></div></div></div>													
13.	Estudia la teoría y haz los ejercicios de las lecciones adjuntas. (Lecciones 60 y 61).													
14.	Entrega tu guía y los ejercicios al profesor y haz el examen de la lección.													

Whose is this? It's mine/yours/hers etc.

A



I	→	my	→	mine
we	→	our	→	ours
you	→	your	→	yours
he	→	his	→	his
she	→	her	→	hers
they	→	their	→	theirs

It's	my	money.	It's	mine.
It's	our	money.	It's	ours.
It's	your	money.	It's	yours.
It's	his	money.	It's	his.
It's	her	money.	It's	hers.
It's	their	money.	It's	theirs.

B

We use **my/your etc.** + a noun (my hands / your book etc.):

- **My** hands are cold.
- Is this **your** book?
- Ann gave me **her** umbrella.
- It's **their** problem, not **our** problem.

We use **mine/yours etc.** without a noun:

- Is this book **mine** or **yours**? (= my book or your book)
- I didn't have an umbrella, so Ann gave me **hers**. (= her umbrella)
- It's their problem, not **ours**. (= not our problem)
- We went in our car and they went in **theirs**. (= their car)

You can use **his** with or without a noun:

- 'Is this **his** camera or **hers**?' 'It's **his**.'

C

a friend **of mine** / a friend **of his** / some friends of **yours** etc.

- I went out to meet a friend **of mine**. (not 'a friend of me')
- Tom was with a friend **of his**. (not 'a friend of him')
- Are those people friends **of yours**? (not 'friends of you')


D

Whose ... ?

- **Whose** book is this? (= Is it your book? his book? my book? etc.)

You can use **whose** with or without a noun:

- | | |
|---------------------------------|-------------------|
| • Whose money is this? | } It's mine. |
| • Whose is this? | |
| • Whose shoes are these? | } They're John's. |
| • Whose are these? | |



EXERCISES

60.1 Finish the sentences with **mine/yours** etc.

- | | |
|--|-------------------------------------|
| 1 It's your money. It's <u>yours</u> . | 5 It's their house. It's |
| 2 It's my bag. It's | 6 They're your books. They're |
| 3 It's our car. It's | 7 They're my glasses. They're |
| 4 They're her shoes. They're | 8 It's his coat. It's |

60.2 Choose the right word.

- It's their/theirs problem, not our/ours. their and ours are right
- This is a nice camera. Is it your/yours?
- That's not my/mine umbrella. My/Mine is black.
- Whose books are these? Your/Yours or my/mine?
- Catherine is going out with her/hers friends this evening.
- My/Mine room is bigger than her/hers.
- They've got two children but I don't know their/theirs names.
- Can we use your washing machine? Our/Ours is broken.


60.3 Finish these sentences. Use **friend(s) of mine/yours** etc.

- I went to the cinema with a friend of mine.
- They went on holiday with some friends of theirs.
- She's going out with a friend
- We had dinner with some
- I played tennis with a
- Tom is going to meet a
- Do you know those people? Are they

60.4 Look at the pictures. What are the people saying?

<p>1</p> <p>Whose car is this?</p> <p>It's theirs.</p>	<p>2</p> <p>...is this?</p> <p>It's ...</p>
<p>3</p> <p>...these?</p> <p>They ...</p>	<p>4</p> <p>...?</p> <p>...</p>
<p>5</p> <p>...?</p> <p>...</p>	<p>6</p> <p>...?</p> <p>...</p>

I/me/my/mine









I etc.
(⇒ Unit 58)

me etc.
(⇒ Unit 58)

my etc.
(⇒ Unit 59)

mine etc.
(⇒ Unit 60)

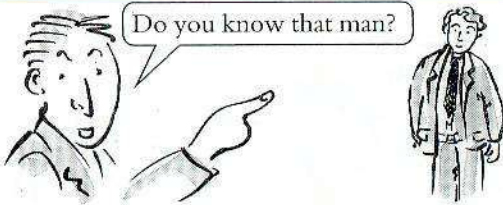
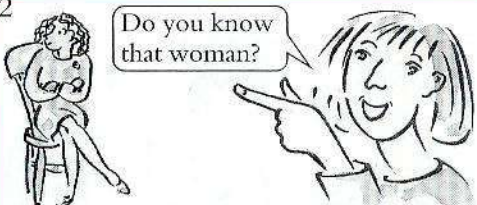


	I know Tom.	Tom knows me .	It's my car.	It's mine .
	We know Tom.	Tom knows us .	It's our car.	It's ours .
	You know Tom.	Tom knows you .	It's your car.	It's yours .
	He knows Tom.	Tom knows him .	It's his car.	It's his .
	She knows Tom.	Tom knows her .	It's her car.	It's hers .
	They know Tom.	Tom knows them .	It's their car.	It's theirs .

- 'Do **you** know that man?' 'Yes, I know **him** but **I** can't remember **his** name.'
- **She** was very pleased because **we** invited **her** to stay with **us** at **our** house.
- A: Where are the children? Have **you** seen **them**?
- B: Yes, **they** are playing with **their** friends in the park.
- That's **my** pen. Can you give it to **me**, please?
- 'Is this **your** umbrella?' 'No, it's **yours**.'
- **He** didn't have an umbrella, so **she** gave **him** **hers**. (= she gave her umbrella to him)
- I'm meeting a friend of **mine** this evening. (not 'a friend of me')

EXERCISES

61.1

Answer the questions in the same way.

<p>1</p>  <p>Do you know that man?</p>	<p>2</p>  <p>Do you know that woman?</p>
<p>Yes, I <u>know him</u> but I can't remember his <u>name</u>.</p>	<p>Yes, I know but I can't remember</p>
<p>3</p>  <p>Do you know those people?</p>	<p>4</p>  <p>Do you know me?</p>
<p>Yes, I but I names.</p>	<p>Yes, I but</p>

61.2

Finish these sentences in the same way.

- 1 We invited her to stay with us at our house.
- 2 He invited us to stay with house.
- 3 They invited me to stay with house.
- 4 I invited them
- 5 She invited us
- 6 Did you invite him ?

61.3

Complete the sentences in the same way.

- 1 I gave him my address and he gave me his.
- 2 I gave her address and she gave me
- 3 He gave me address and I gave
- 4 We gave them address and they gave
- 5 She gave him address and
- 6 You gave us address and
- 7 They gave you address and

61.4

Put in **him/her/yours** etc.

- 1 Where's Ann? Have you seen her ?
- 2 Where are my keys? Where did I put ?
- 3 This letter is for Bill. Can you give it to ?
- 4 We wrote to John but he didn't answer letter.
- 5 'I can't find my pen. Can I use ?' 'Yes, of course.'
- 6 We're going to the cinema. Why don't you come with ?
- 7 Did your sister pass exams?
- 8 Some people talk about jobs all the time.
- 9 Last night I went out for a meal with a friend of